



ಬೃಹತ್ ಬೆಂಗಳೂರು ಮಹಾನಗರ ಪಾಲಿಕೆ  
Bruhat Bengaluru Mahanagara Palike



# BBMP COVID-19 WAR ROOM 09.10.2022



# OVERVIEW OF COVID-19 IN BENGALURU



**CASE TRENDS** ACTIVE CASES **2,354**

<u>Confirmed Cases</u>	<u>Recovered Cases</u>	<u>Death Cases</u>
<b>22</b> 18,72,403 #	<b>0</b> 18,53,061 #	<b>0</b> 16,988 #

**HOSPITALIZATION** **5**

<u>ICU – V</u>	<u>ICU</u>	<u>HDU</u>	<u>General</u>
-	-	1	4

INCLUDES GOVT. QUOTA AND PRIVATE WALK-IN HOSPITALIZATION

**VACCINATION** **925** 2,04,60,093 #

<u>First Dose</u>	<u>Second Dose</u>	<u>Precaution Dose</u>
<b>83</b> 96,74,833 #	<b>113</b> 94,72,188 #	<b>729</b> 13,13,072 #

**TRIAGING**

MTU  
**1**

Tele Triage  
**17**

**ACTIVE CZs**

**0**

MCZs (< 5 cases)  
**0**

Clusters (> 5 cases)  
**0**

**TESTING** **1,915** 3,19,04,153 #

<u>Positivity : 1.83%</u> *FOR LAST 7 DAYS	<u>RAT</u> <b>255</b>	<u>RTPCR</u> <b>1,660</b>
---	--------------------------	------------------------------

# : indicates cumulative numbers till date



# ABSTRACT OF COVID-19 SCENARIO IN BENGALURU

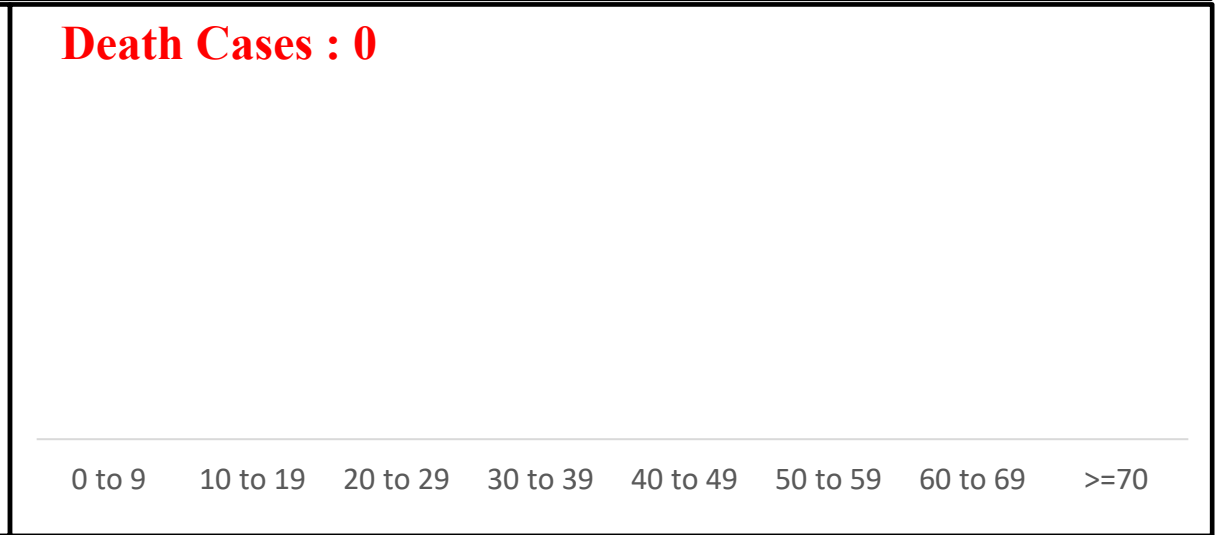

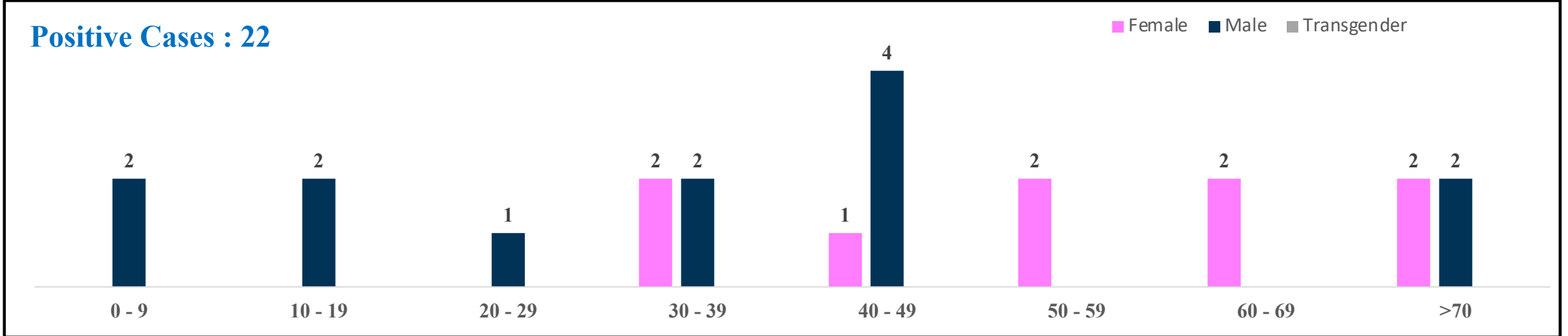


	MALE			FEMALE			TRANSGENDER			TOTAL		
	Last 24 Hours	Last 7 Days	Cumulative	Last 24 Hours	Last 7 Days	Cumulative	Last 24 Hours	Last 7 Days	Cumulative	Last 24 Hours	Last 7 Days	Cumulative
<b>Positive Cases</b>	13	165	11,03,517	9	146	7,67,994	0	0	196	22	311	18,72,403
<b>Recovered Cases</b>	0	136	10,91,213	0	95	7,61,754	0	0	187	0	231	18,53,061
<b>Death Cases</b>	0	0	10,759	0	1	6,225	0	0	4	0	1	16,988
<b>Total Tests Done</b>	<b>In Last 24 hrs. : 1,915</b>			<b>In last 7 days : 17,012</b>			<b>Cumulative : 3,19,04,153</b>					
<b>Vaccine Doses Administered</b>	<b>In Last 24 hrs. : 925</b>			<b>In last 7 days : 2,928</b>			<b>Cumulative : 2,04,60,093</b>					
<b>ACTIVE CASES</b>							<b>2,354</b>					

\*Covid deaths occurred today : 00 | Covid deaths occurred beyond last 24hrs., reported today : 00

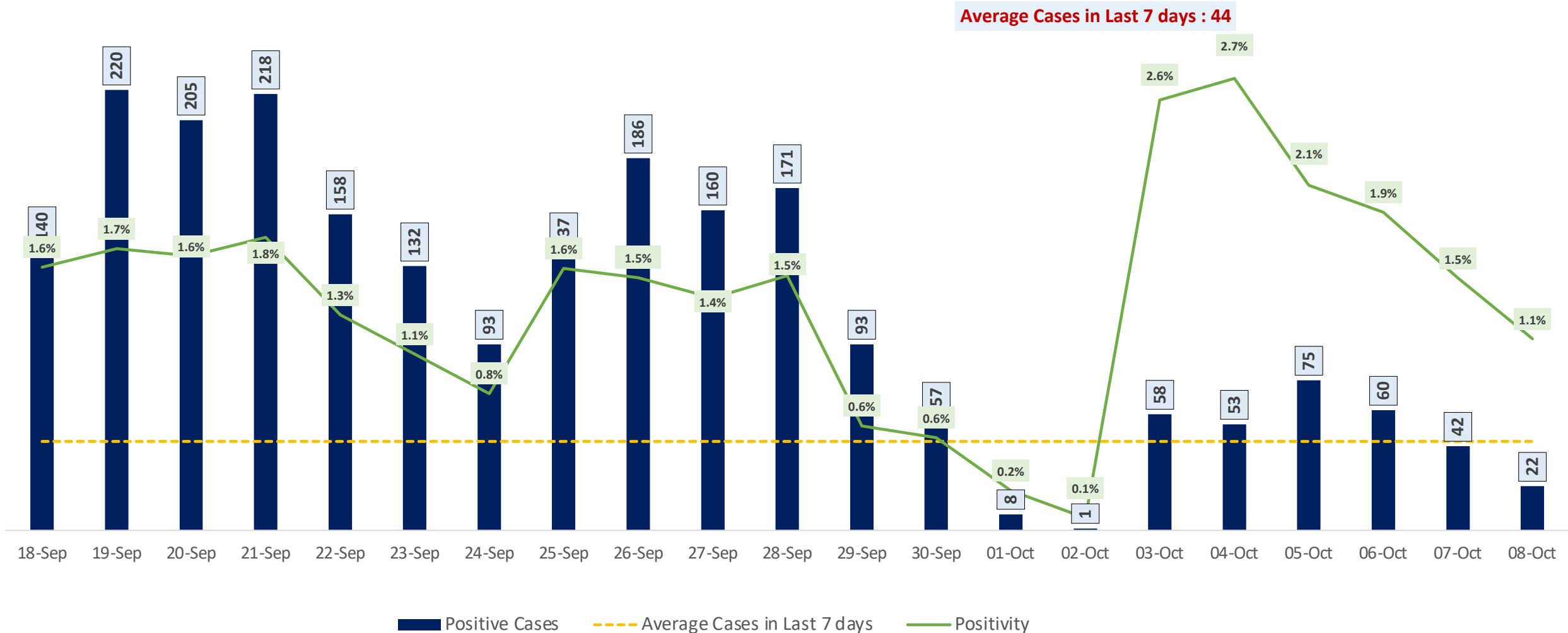


# LAST 24 HOURS AGE GROUP AND GENDER WISE DISTRIBUTION





# POSITIVITY RATE OF BENGALURU – LAST 21 DAYS

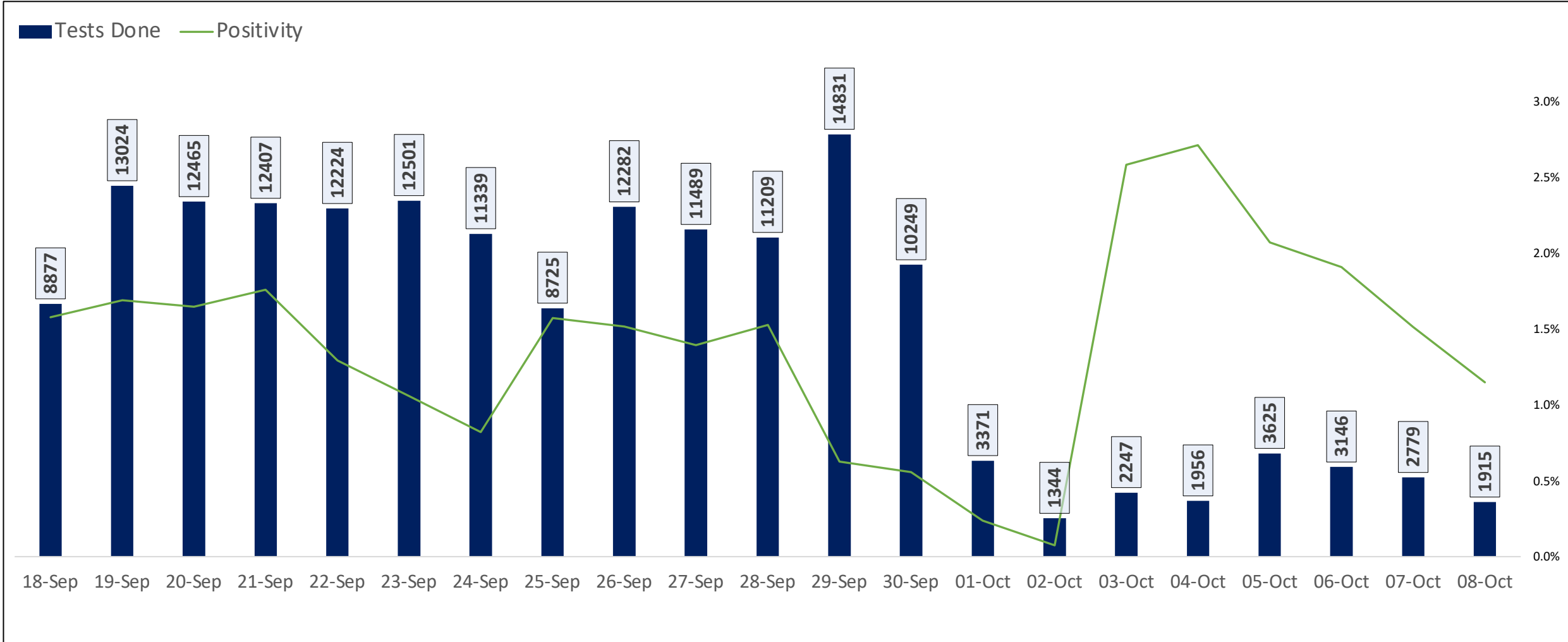




# TESTING TRENDS IN BENGALURU



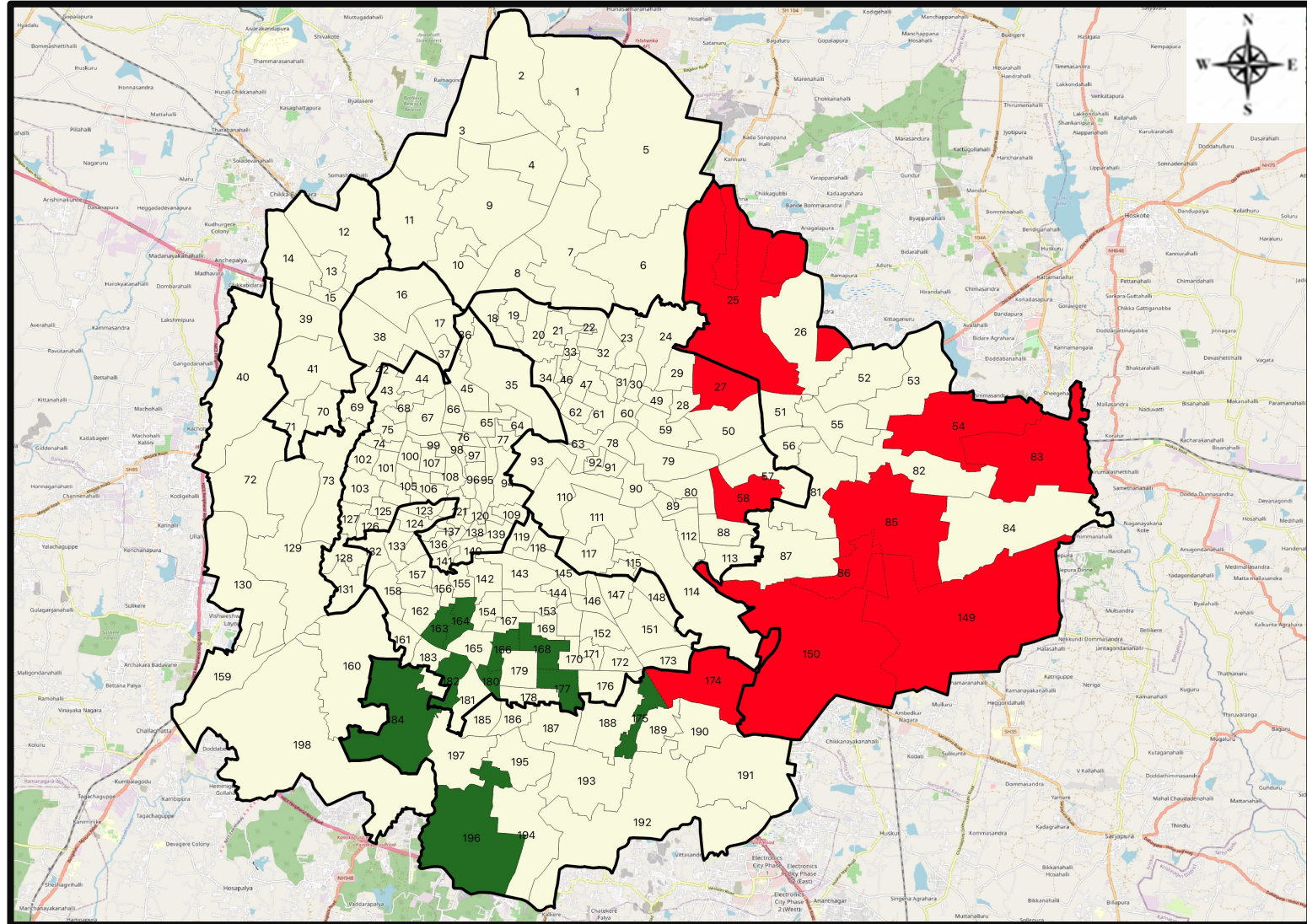
Total Test Conducted Till Date	Test Conducted Last 24 hours	Last 7 Days Average
3,19,04,153	1,915	2,430







# BENGALURU URBAN MAP SHOWING TREND OF POSITIVE CASES IN LAST 7 DAYS



## Top 10 wards reporting highest number of positive cases in last 7 days

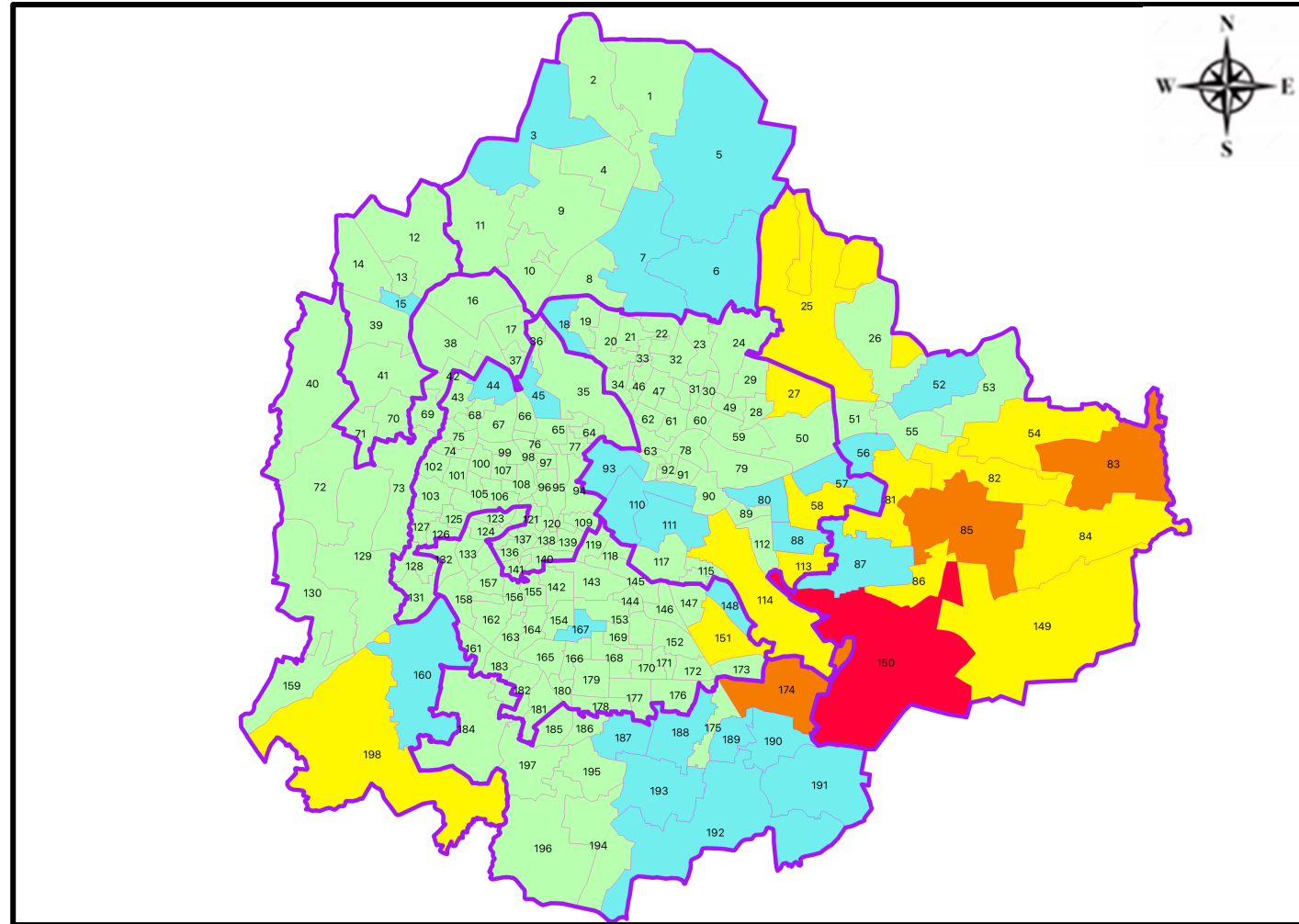
Ward No.	Ward Name	Daily Cases Average
150	Bellanduru	8
174	HSR Layout	4
85	Dodda Nekkundi	3
83	Kadugodi	2
25	Horamavu	2
58	New Tippasandra	2
86	Marattahalli	2
149	Varthuru	2
27	Banasavadi	1
54	Hudi	1







## Top 10 wards reporting least number of positive cases in last 7 days

Ward No.	Ward Name	Daily Cases Average
163	Katriguppe	0
164	Vidyapeeta Ward	0
166	Karisandra	0
168	Pattabhiram Nagar	0
175	Bommanahalli	0
177	J P Nagar	0
180	Banashankari Temple Ward	0
182	Padmanabha Nagar	0
184	Uttarahalli	0
196	Anjanapura	0



# BENGALURU MAP SHOWING INTENSITY OF POSITIVE CASES IN LAST 7 DAYS



-  **Level 1 : 0 to 3 Cases**
-  **Level 2 : 3 to 7 Cases**
-  **Level 3 : 7 to 15 Cases**
-  **Level 4 : 15 to 50 Cases**
-  **Level 5 : More than 50 Cases**
-  **Zone Boundaries**

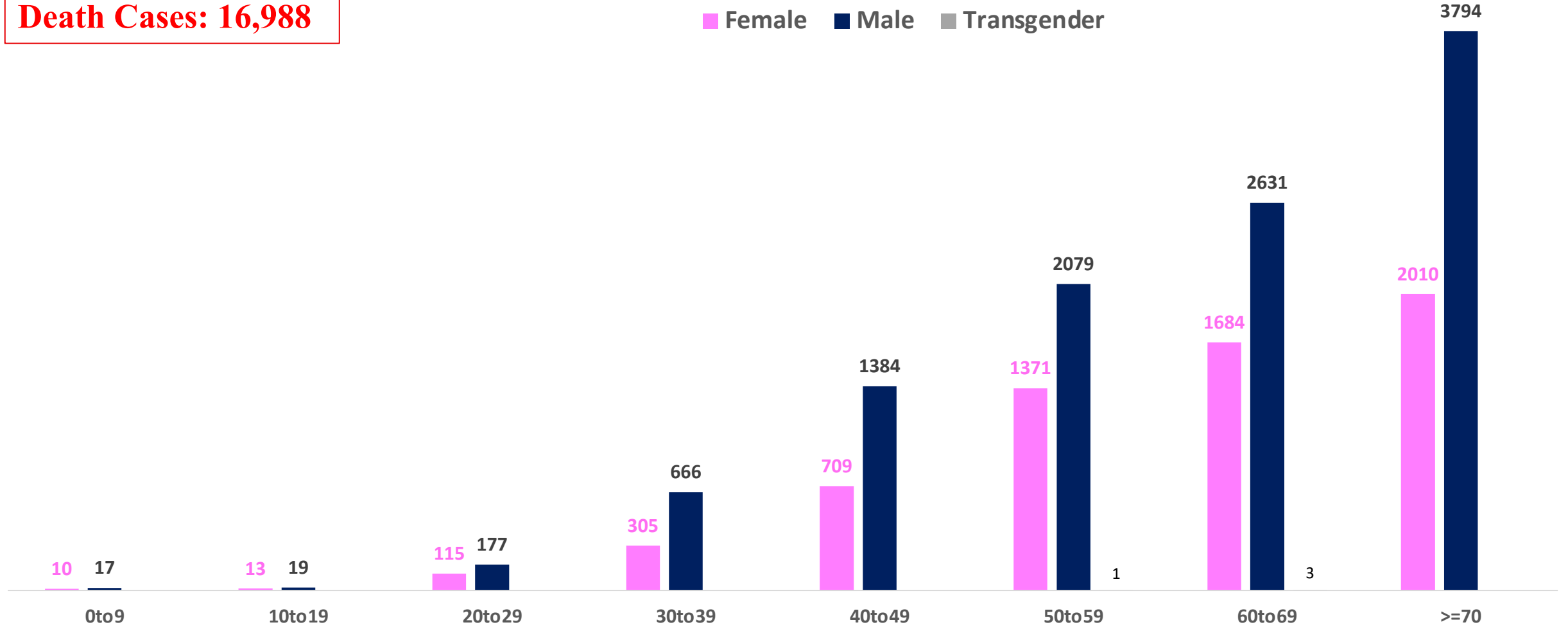




# AGE AND GENDER WISE DISTRIBUTION OF DEATH CASES



**Death Cases: 16,988**





# COVID-19 SCENARIO IN BENGALURU AND OTHER METROPOLITAN CITIES



CITY NAME	Positive Cases	Active Cases	Recovered	Deceased	Vaccine Doses Administered
New Delhi	20,04,041	397	19,77,139	26,504	3,72,79,623
Bengaluru*	18,72,403	2,354	18,53,061	16,988	2,37,46,952
Mumbai	11,50,248	792	11,29,721	19,735	2,21,23,530
Chennai	7,91,264	2,285	7,79,909	9,070	1,13,71,983

Source : <https://dashboard.cowin.gov.in/> at 4:00pm (09.10.2022)  
Source : <https://www.covid19bharat.org/> at 4:00pm (09.10.2022)

\*includes BBMP & Bengaluru Urban



# SNAPSHOT OF COVID-19 CASES IN BENGALURU URBAN



**Total Wards With  
< =10 Cases\* :  
186**

**Tests Conducted  
on 07.10.2022:  
1,915**

**Recovery  
Rate\*:  
98.97%**

**Total  
Active Cases :  
2,354**

**Total Vaccinated  
on 07.10.2022:  
925**

**Positivity  
Rate\* :  
1.83%**

**Active  
Rate\*:  
0.13%**

**Case  
Fatality Rate\* :  
0.32%**





\*Total positive cases In the past 7 days

\*CFR and positivity is for Past 7 days



ಬೃಹತ್ ಬೆಂಗಳೂರು ಮಹಾನಗರ ಪಾಲಿಕೆ  
Bruhat Bengaluru Mahanagara Palike



<b>Download BBMP Bulletin</b>	<a href="https://apps.bbmpgov.in/covid19/mediabulletin.php">https://apps.bbmpgov.in/covid19/mediabulletin.php</a>
<b>To register for vaccination :</b>	<a href="https://selfregistration.cowin.gov.in/">https://selfregistration.cowin.gov.in/</a>
<b>BBMP COVID19 Dashboard:</b>	<a href="https://apps.bbmpgov.in/covid19/">https://apps.bbmpgov.in/covid19/</a>
<b>Follow us on:</b>	 <a href="http://www.facebook.com/bbmp.comm1/">www.facebook.com/bbmp.comm1/</a>
	 <a href="https://twitter.com/BBMPCOMM">twitter.com/BBMPCOMM</a>
	  <a href="https://www.instagram.com/BBMPSplHealth">BBMPSplHealth</a>

Issued by:

Honorable Chief Commissioner, BBMP  
Special Commissioner Health & IT, BBMP  
MD, Bengaluru Smart City Limited

THANK YOU !



75th Anniversary of India's Independence

ಆರೋಗ್ಯ ಮತ್ತು ಕುಟುಂಬ ಕಲ್ಯಾಣ ಇಲಾಖೆ

ಯಾಕೆ ಎಲ್ಲರೂ ಮಾಸ್ಕ್ ಧರಿಸಿಲ್ಲ. ಕೋವಿಡ್ ಕೊನೆಗೊಂಡಿದೆಯೇ?

ಇನ್ನೂ ಇಲ್ಲ. ಕೋವಿಡ್ ನಮ್ಮ ನಡುವೆ ಇನ್ನೂ ಇದೆ. ನಾವು ಮಾಸ್ಕ್ ಧರಿಸುವುದನ್ನು ಮುಂದುವರಿಸಬೇಕು, ದೈಹಿಕ ಅಂತರವನ್ನು ಕಾಯ್ದುಕೊಳ್ಳಬೇಕು ಮತ್ತು ಕೈಗಳ ನೈರ್ಮಲ್ಯವನ್ನು ಕಾಪಾಡಿಕೊಳ್ಳಬೇಕು. ಇದು ನಮ್ಮೆಲ್ಲರ ಜವಾಬ್ದಾರಿ.

ಮಾಸ್ಕ್ ಧರಿಸಿ | ದೈಹಿಕ ಅಂತರವನ್ನು ಕಾಪಾಡಿ | ಕೈಗಳ ಸ್ವಚ್ಛತೆ ಕಾಪಾಡಿ | ಗುಂಪು ಸೇರುವುದನ್ನು ತಪ್ಪಿಸಿ | ಸ್ವಯಂಕ್ಷೇಪಣೆಗಾಗಿ ಲಸಿಕೆ ಪಡೆಯಿರಿ

ಹೆಚ್ಚಿನ ಮಾಹಿತಿಗಾಗಿ 24X7 ಉಚಿತ ಆರೋಗ್ಯ ಸಹಾಯವಾಣಿ 104 ಕ್ಕೆ ಕರೆ ಮಾಡಿ | ಎಲ್ಲರಿಗೂ ಆರೋಗ್ಯ ಎಲ್ಲೆಡೆಯೂ ಆರೋಗ್ಯ

